
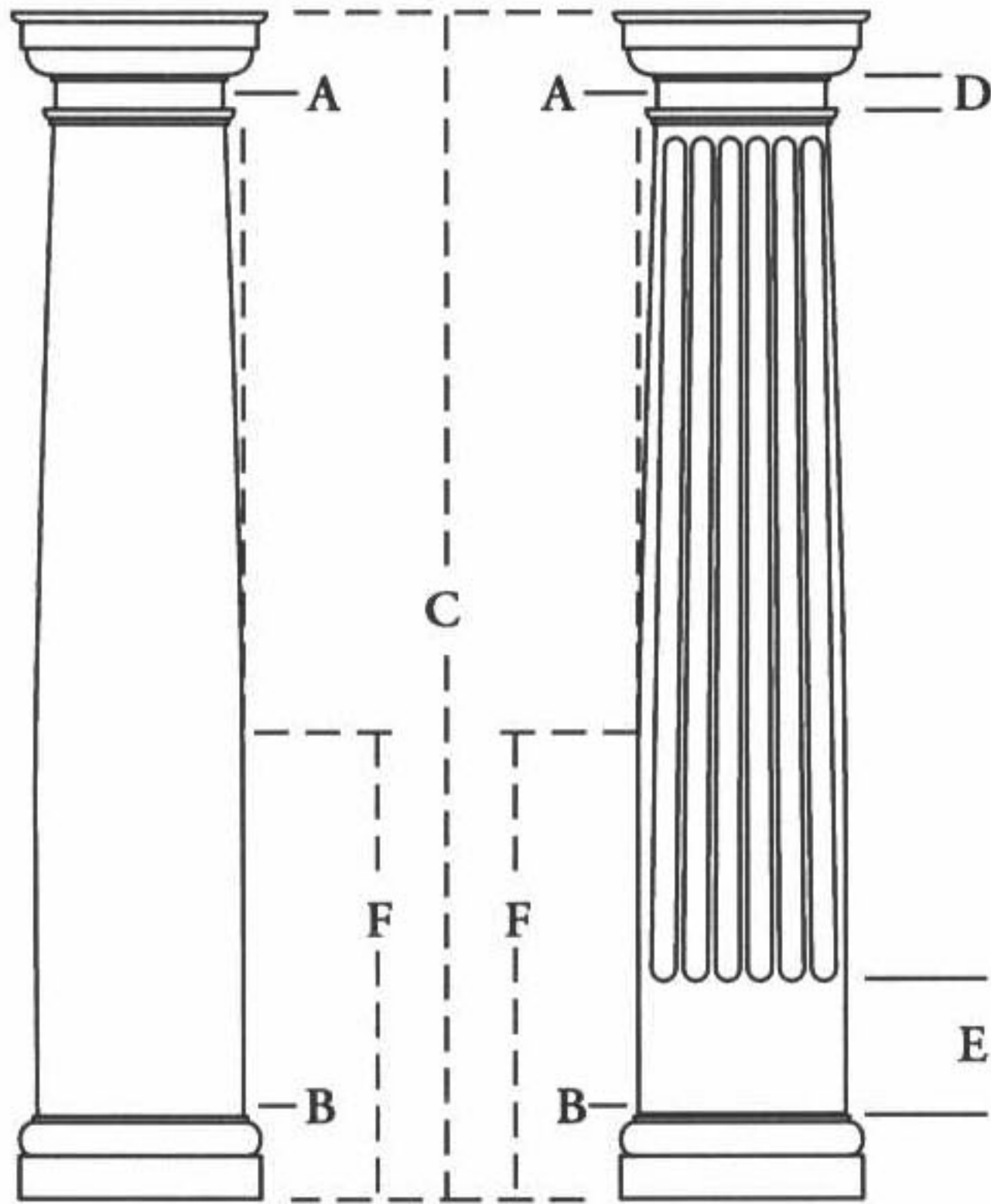



Tuscan #110 Capital & Base

Dimension Charts



Bottom Shaft Dia.	Height	Abacus
6"	1 ¹³ / ₁₆ "	7 ³ / ₈ "
8"	2 ³ / ₈ "	9 ³ / ₄ "
10"	3 ¹ / ₈ "	12 ¹ / ₄ "
12"	3 ⁵ / ₈ "	14 ⁵ / ₈ "
14"	4 ¹ / ₄ "	17 ¹ / ₄ "
16"	4 ¹ / ₂ "	19 ⁵ / ₈ "
18"	5 ¹ / ₄ "	21 ¹ / ₂ "



Bottom Shaft Dia.	Height	Abacus
6"	3 ¹ / ₄ "	8"
8"	4 ¹ / ₂ "	10 ¹ / ₂ "
10"	5 ³ / ₄ "	13 ³ / ₈ "
12"	6 ⁹ / ₁₆ "	15 ³ / ₄ "
14"	7 ¹ / ₄ "	18 ¹ / ₄ "
16"	8 ¹ / ₂ "	20 ⁷ / ₈ "
18"	9 ¹ / ₂ "	23 ¹ / ₄ "

Round Column Size	68	*88	810SM	*810FL	108SM	*108FL	*1010	1012	*128	*1210	*1212	1216	1410	1412	1414	1612	1614	1616	1814
Outside Neck (A)	4 ¹ / ₂ "	6 ¹ / ₂ "	6 ⁵ / ₈ "	6 ⁵ / ₈ "	8"	8"	8 ¹ / ₄ "	8 ¹ / ₄ "	10"	10"	10"	10"	11 ¹ / ₄ "	11 ³ / ₄ "	11 ³ / ₄ "	13 ¹ / ₂ "	13 ¹ / ₂ "	13 ¹ / ₂ "	15"
Outside Base (B)	6"	8"	8"	8"	10"	10"	10"	10"	12"	12"	12"	12"	14"	14"	14"	16"	16"	16"	17 ⁷ / ₈ "
Max. Neck Height (D)		2 ⁷ / ₈ "	2 ¹ / ₂ "	2 ³ / ₈ "	2 ¹ / ₈ "	2 ¹ / ₄ "	2 ¹ / ₄ "	2 ¹ / ₈ "	3 ¹ / ₈ "	3 ¹ / ₈ "	2 ³ / ₈ "	3 ⁷ / ₈ "	4 ⁵ / ₈ "	4 ⁷ / ₈ "	4 ⁷ / ₈ "	4 ¹ / ₄ "	3 ¹ / ₈ "	3 ¹ / ₈ "	4 ³ / ₄ "
Max. Overall Height (C)	8'4"	8'1 ¹ / ₄ "	10'2 ¹ / ₂ "	10'1 ¹ / ₄ "	8'2 ¹ / ₂ "	8'4"	10'1 ¹ / ₄ "	12'2"	8'1 ¹ / ₄ "	10'3"	12'2"	16'2"	10'4"	12'4"	14'4"	12'2"	14'2"	16'2"	14'6"
Flutes From Bottom (E)		11"		11 ¹ / ₈ "		13"	13"		13"	13"	13"								
Number of Flutes		24		24		24	24		24	24	24								
Taper From Bottom (F)	36"	33"	42"	51 ¹ / ₂ "	35 ¹ / ₂ "	35 ¹ / ₂ "	40"	48"	32"	40"	48"	64"	40"	31"	55"	48"	40"	64"	60"

* Fluted columns available in these sizes only.